

Product Features

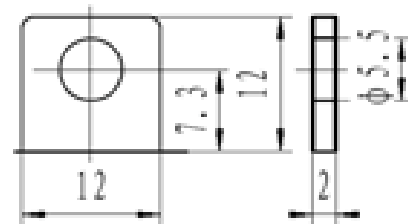
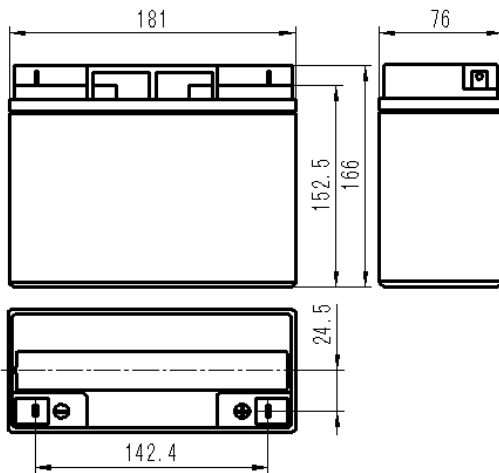
- High tin low calcium alloy grids designed to resist corrosion;;
- Patent multi-layer polarity sealing structure, safety and reliable leakage-proof performance
- Patent composite grid structure and plate of high humidity and high temperature curing process which prolong life;
- High purity row and auxiliary materials, low self discharge

Application

- UPS/EPS
- Emergency lighting
- Communication equipment;
- Renewable Energy
- Power tool
- Universal

Compliant Standards

- GB/T 19639.1-2005;
- IEC 61056-1/2: 2002
- JIS C8702-1/2: 2009;
- Passed ISO9001、ISO14001、OHSAS18001、UL and CE certificates



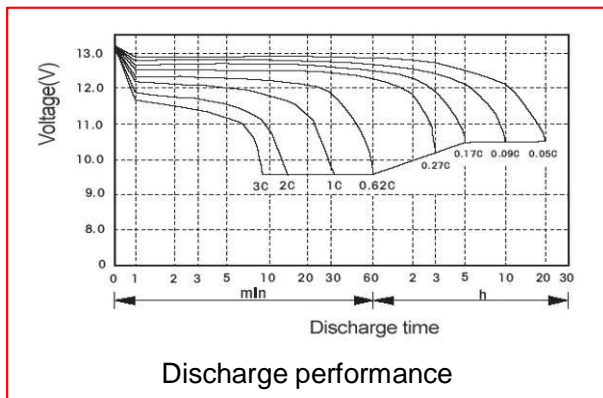
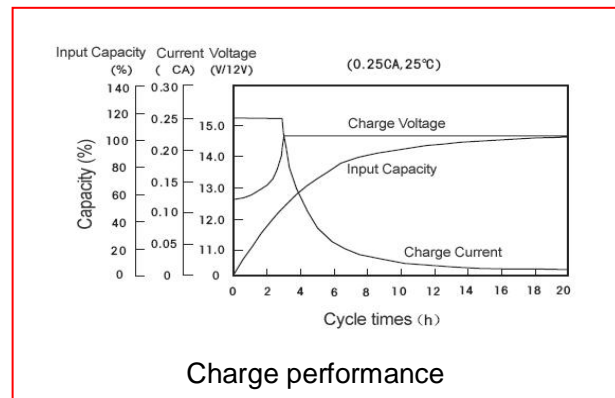
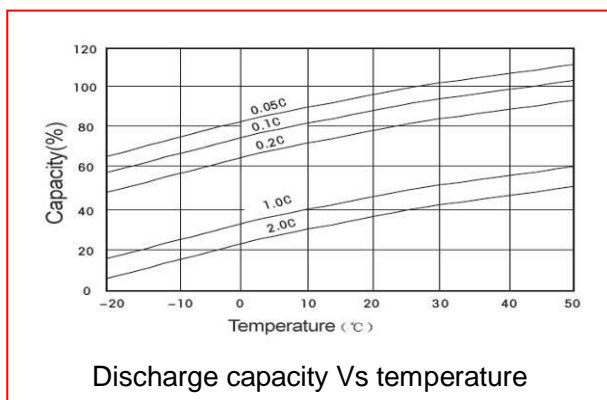
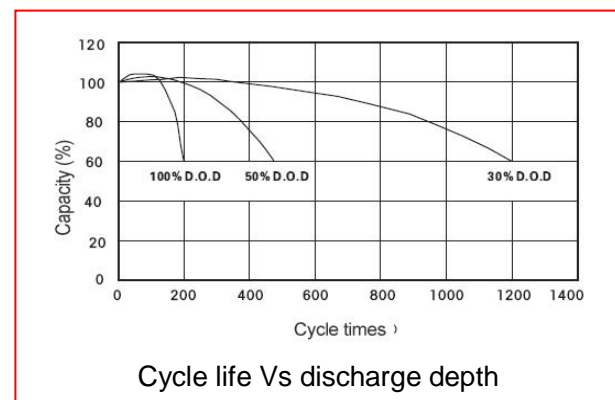
SP-11

| | | | | |
|---------------------------|--|-------------------|-----------------|-------------------|
| Battery Model | SSP12-18 | | | |
| Designed Life | 5 Years | | | |
| Capacity(25°C) | 20HR(0.9A,1.75V) | 10HR(1.67A,1.75V) | 5HR(3.3A,1.75V) | 1HR(11.52A,1.70V) |
| | 18Ah | 16.7AH | 16.5AH | 11.52AH |
| Dimensions | Length | Width | Height | Total Height |
| | 181mm | 76mm | 166mm | 166mm |
| Approx. Weight | 5.3kg | | | |
| Internal Resistance | 16m Ω | | | |
| Maximum Discharge Current | 270A(5 Sec.) | | | |
| Self Discharge | ≤3% per months (25°C) | | | |
| Charge Voltage(25°C) | Cycle use | | Float use | |
| | 14.7V(-18mV/°C), max charge current:5.4A | | 14.1V(-18mV/°C) | |

Discharge parameter:

| Constant current discharge data (25°C, A) | | | | | | | | | | | | | |
|---|-------|-------|-------|-------|-------|-------|-------|-------|-------|-------|-------|-------|-------|
| End voltage (V/cell) | 5min | 10min | 15min | 20min | 30min | 45min | 1h | 1.5h | 2h | 3h | 5h | 10h | 20h |
| 1.60 | 80.49 | 48.40 | 37.77 | 30.43 | 20.14 | 14.77 | 11.82 | 8.622 | 6.745 | 5.086 | 3.374 | 1.696 | 0.911 |
| 1.65 | 77.67 | 46.59 | 36.22 | 29.11 | 19.77 | 14.63 | 11.70 | 8.539 | 6.686 | 5.046 | 3.355 | 1.690 | 0.909 |
| 1.70 | 75.17 | 43.42 | 33.75 | 28.05 | 19.51 | 14.41 | 11.52 | 8.432 | 6.621 | 5.009 | 3.336 | 1.682 | 0.907 |
| 1.75 | 62.64 | 38.45 | 30.96 | 26.46 | 18.65 | 13.92 | 11.20 | 8.251 | 6.510 | 4.947 | 3.300 | 1.670 | 0.900 |
| 1.80 | 54.50 | 35.18 | 28.48 | 24.48 | 17.38 | 13.07 | 10.59 | 7.879 | 6.263 | 4.799 | 3.221 | 1.640 | 0.886 |

| Constant power discharge data (25°C, W/cell) | | | | | | | | | | | | | |
|--|-------|-------|-------|-------|-------|-------|-------|-------|-------|-------|-------|-------|-------|
| End voltage (V/cell) | 5min | 10min | 15min | 20min | 30min | 45min | 1h | 1.5h | 2h | 3h | 5h | 10h | 20h |
| 1.60 | 140.9 | 88.11 | 69.25 | 56.80 | 37.93 | 28.12 | 22.61 | 16.61 | 13.11 | 9.993 | 6.731 | 3.389 | 1.823 |
| 1.65 | 138.5 | 85.15 | 67.01 | 54.67 | 37.39 | 27.93 | 22.44 | 16.49 | 13.02 | 9.932 | 6.700 | 3.380 | 1.821 |
| 1.70 | 136.6 | 79.84 | 62.99 | 52.82 | 37.06 | 27.55 | 22.13 | 16.32 | 12.91 | 9.884 | 6.667 | 3.366 | 1.819 |
| 1.75 | 115.4 | 71.77 | 58.31 | 50.27 | 35.59 | 26.70 | 21.58 | 16.02 | 12.74 | 9.787 | 6.600 | 3.346 | 1.807 |
| 1.80 | 101.7 | 66.55 | 54.17 | 46.71 | 33.31 | 25.18 | 20.48 | 15.36 | 12.30 | 9.514 | 6.450 | 3.291 | 1.783 |

Performance Curve:

Discharge performance

Charge performance

Discharge capacity Vs temperature

Cycle life Vs discharge depth