

Product Features

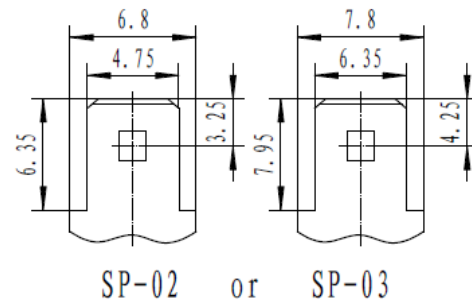
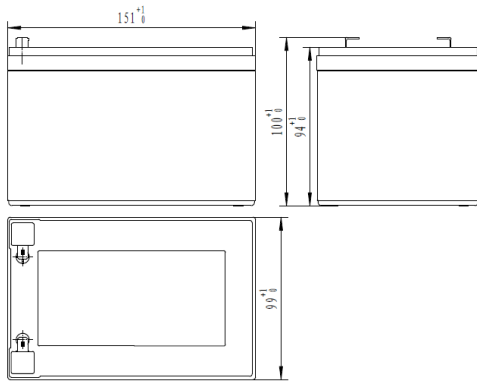
- High tin low calcium alloy grids designed to resist corrosion;;
- Patent multi-layer polarity sealing structure, safety and reliable leakage-proof performance
- Patent composite grid structure and plate of high humidity and high temperature curing process which prolong life;
- High purity row and auxiliary materials, low self discharge

Application

- UPS/EPS
- Emergency lighting
- Communication equipment;
- Renewable Energy
- Power tool
- Universal

Compliant Standards

- GB/T 19639.1-2005;
- IEC 61056-1/2: 2002
- JIS C8702-1/2: 2009;
- Passed ISO9001、ISO14001、OHSAS18001、UL and CE certificates

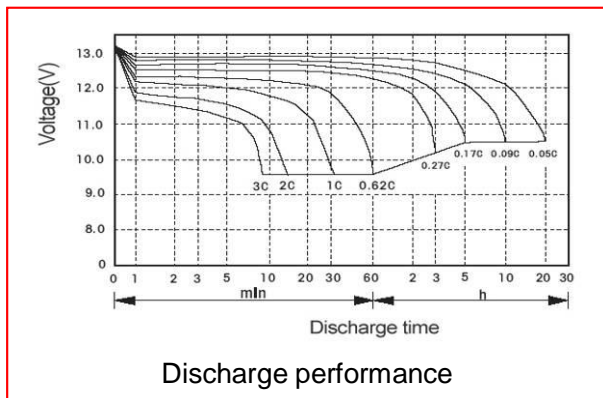
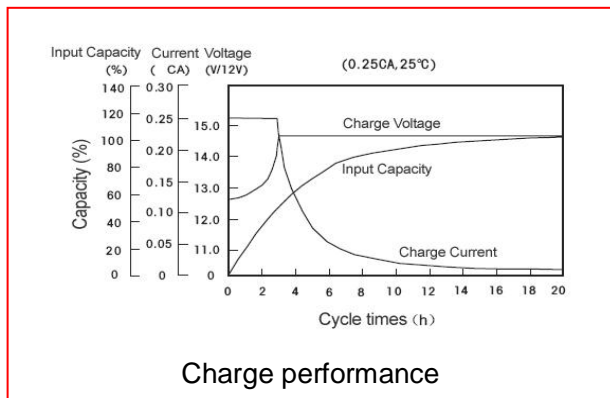
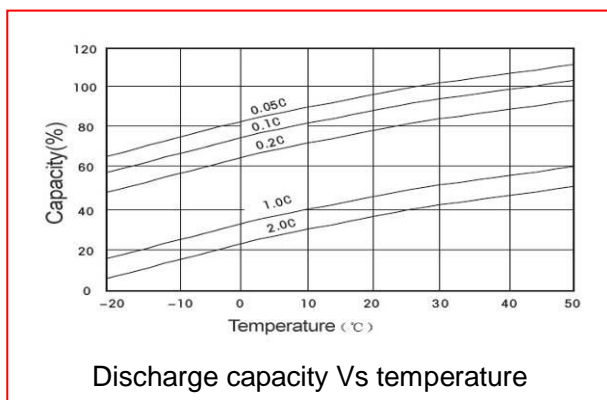
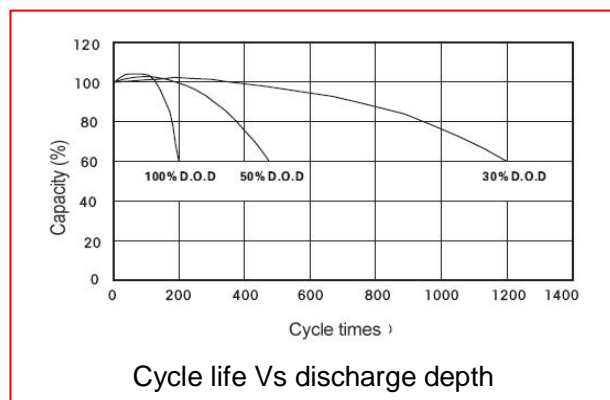


Battery Model	SSP12-12			
Designed Life	5 Years			
Capacity(25°C)	20HR(0.6A,1.75V)	10HR(1.1A,1.75V)	5HR(1.92A,1.75V)	1HR(7.4A,1.70V)
	12Ah	11AH	9.6AH	7.4AH
Dimensions	Length	Width	Height	Total Height
	151mm	99mm	94mm	100mm
Approx. Weight	3.6kg			
Internal Resistance	21m Ω			
Maximum Discharge Current	180A(5 Sec.)			
Self Discharge	≤3% per months (25°C)			
Charge Voltage(25°C)	Cycle use		Float use	
	14.7V(-18mV/°C), max charge current:3.6A		14.1V(-18mV/°C)	

Discharge parameter:

Constant current discharge data (25°C, A)													
End voltage (V/cell)	5min	10min	15min	20min	30min	45min	1h	1.5h	2h	3h	5h	10h	20h
1.60	38.86	27.07	21.07	16.70	12.56	9.408	7.457	5.356	4.151	2.929	1.936	1.108	0.603
1.65	38.75	26.81	20.87	16.66	12.46	9.368	7.428	5.345	4.141	2.918	1.930	1.104	0.602
1.70	38.23	26.40	20.54	16.45	12.41	9.333	7.400	5.330	4.130	2.916	1.926	1.103	0.601
1.75	37.44	25.88	20.16	16.17	12.20	9.200	7.329	5.280	4.100	2.900	1.920	1.100	0.600
1.80	36.35	25.18	19.66	15.80	11.95	9.025	7.204	5.201	4.046	2.868	1.903	1.093	0.597

Constant power discharge data (25°C, W/cell)													
End voltage (V/cell)	5min	10min	15min	20min	30min	45min	1h	1.5h	2h	3h	5h	10h	20h
1.60	71.90	50.4	39.76	31.83	24.31	18.25	14.57	10.59	8.258	5.878	3.896	2.248	1.234
1.65	71.82	50.05	39.47	31.79	24.16	18.22	14.55	10.57	8.255	5.876	3.892	2.246	1.232
1.70	70.91	49.41	38.89	31.47	24.14	18.20	14.53	10.55	8.247	5.87	3.887	2.244	1.231
1.75	69.51	48.53	38.2	30.99	23.8	17.99	14.41	10.47	8.208	5.848	3.878	2.243	1.230
1.80	67.56	47.3	37.31	30.31	23.34	17.66	14.18	10.33	8.102	5.794	3.85	2.231	1.226

Performance Curve:

Discharge performance

Charge performance

Discharge capacity Vs temperature

Cycle life Vs discharge depth